

ESTD.
1964

HOPES

Community Action
Partnership, Incorporated

Strengthening Communities for Over 60 Years



2025 ANNUAL REPORT

1-855-OK-HOPES | www.hopes.org

Serving Hudson, Union, and Somerset Counties, New Jersey

Message from the CEO



HOPES President/CEO with our mascot Buddy

Measurable impact, responsible stewardship, and community-driven solutions that change lives.

For more than 60 years, HOPES Community Action Partnership, Inc. has delivered results that strengthen families, improve outcomes, and build community resilience. This annual report highlights measurable impact across early childhood education, economic stability, health access, nutrition, and senior services—made possible through strong partnerships and responsible stewardship of public and private funding.

In 2024–2025, HOPES served thousands of residents across Hudson, Union, and Somerset Counties. **More than 1,100 children** from birth to age five were enrolled in Early Head Start, Head Start, and preschool programs, with enrollment rates consistently exceeding **86–96%**. Children demonstrated meaningful developmental gains in critical school readiness areas, including social-emotional development, language and literacy, physical well-being, and approaches to learning.

Our Community Programs delivered tangible economic and health outcomes. HOPES supported **over 3,000 adults and seniors** through information, referrals, and direct assistance; provided **more than 2,600 transportation trips** to remove access barriers; and connected nearly **4,800 adults and children** to health insurance coverage. Through the IRS Volunteer Income Tax Assistance program, **1,060 tax returns were filed**, generating **\$2.7 million in tax savings** for working families.



Board Member Appreciation

At a time of rising costs and growing need, HOPES expanded food access through community distributions and the opening of a new food pantry at our Family Resource Center—ensuring families could meet basic needs while pursuing long-term stability. These outcomes reflect disciplined program management, strong compliance practices, and a commitment to transparency and accountability. As we look ahead, HOPES remains focused on sustaining impact, strengthening systems, and responding strategically to evolving community needs.

With gratitude,
 Simona D. Ovanezian
 President & Chief Executive Officer
 HOPES Community Action Partnership, Inc.



Staff and Board Members at the NJ Head Start Conference



Opening of the Food Pantry

Testimonials



HOPES hosted a Town Hall with Congressman Robert Menendez to hear from HOPES clients, parents and staff

"Head Start and early childhood education are vital to our communities, giving every family and every child the opportunity to grow and thrive. Organizations like North Hudson Community Action Corporation and HOPES Community Action Partnership are leading these efforts in Hudson County.... I'm proud to support their work and will continue to be a voice for them in Congress."

U.S. Congressman Rob Menendez, June 2025 Press Release



I just want you to know that every year we get extremely excited when we know the children came from HOPES because they are beyond kindergarten ready. With that being said, thank you for all that you do for our children.

Somerville DOE

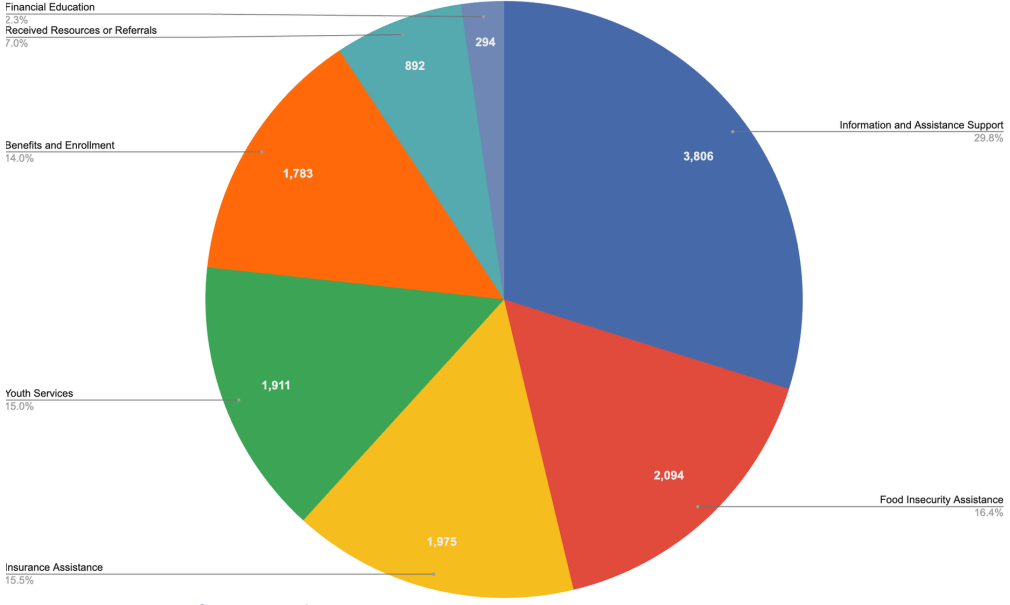
Parent Feedback

"Lavender is having a blast in first grade. Her teacher says she's super helpful and really sweet, plus she's doing awesome in class. As for Laylah, she's loving her teachers and hanging out with her friends, and all the fun things at Early Head Start. Being back in the HOPES building feels great! Your fantastic staff is incredibly nice, and they all really miss Lavender. The teachers are always checking in on her."

Lavender and Laylah's Mommy

Clients Served

Community Programs - Youth, Adult, & Senior Services



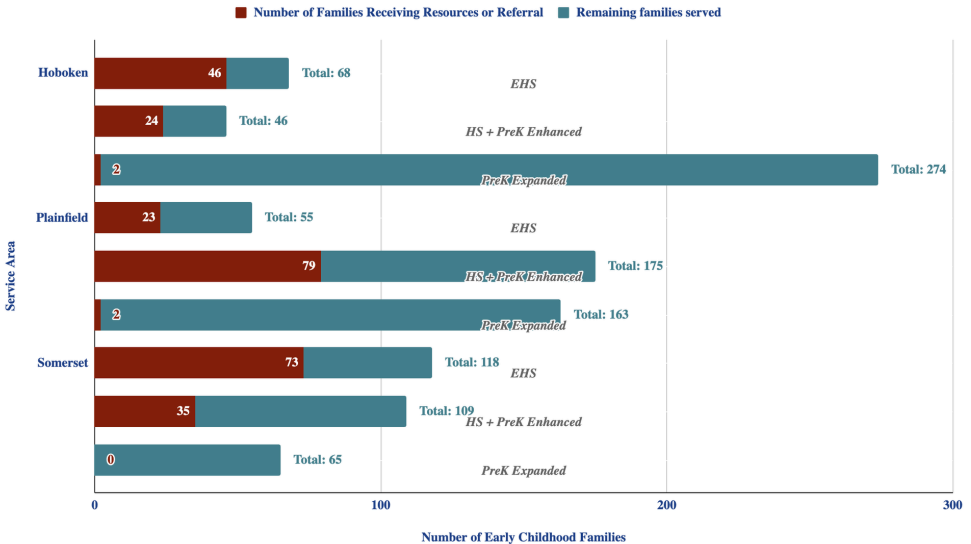
Transportation Services for Seniors and Disabled Adults in Hudson County
2,667 Trips



Data from Fiscal Year: April 1, 2024 to March 31, 2025.

Early Childhood Programs - Parent, Family and Community Engagement

Parent Involvement Activities - Early Childhood Families Receiving Resources and Referrals



Data from ECP Program Year: September 1, 2024 to August 31, 2025

Early Childhood Enrollment

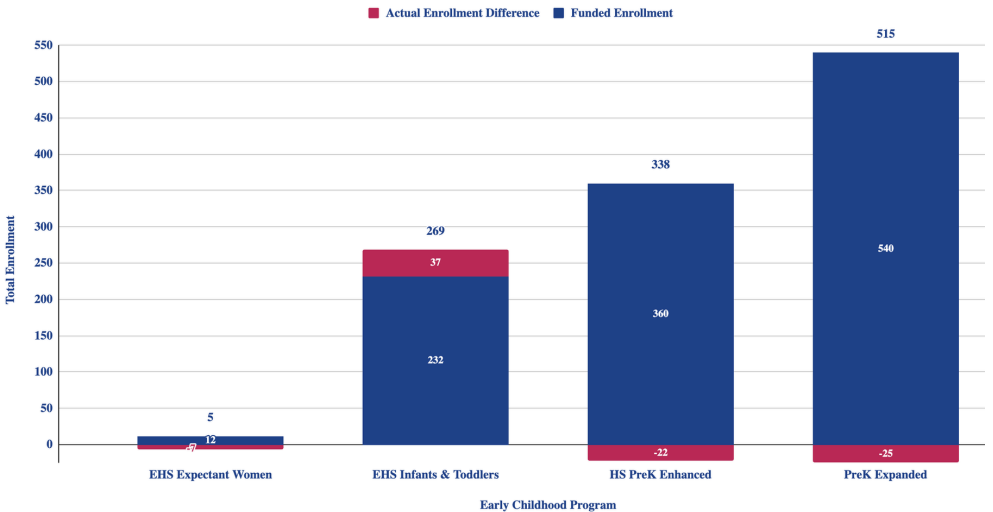
The total number of children served, and the percentage of eligible children served.



Each bar segment includes both actual enrollment and the percentage eligible. Head Start and Early Head Start eligibility is determined by income level or by categorically eligible status, such as foster, homeless, or receiving public assistance.

*PreK Expanded eligibility is based solely on whether the family resides in the local school district.

Funded Enrollment and Actual Enrollment




A Year in Action: Highlights from HOPES Programs



HOPES Early Childhood Programs



Read Across America Day



HOPES Community Programs



Winner at Senior Game Day

To see our full impact, visit www.hopes.org/ourimpact



Preschool Class



Grandparents Day in the Classroom



HOPES Food Distribution with community volunteers



HOPES Family Game Day



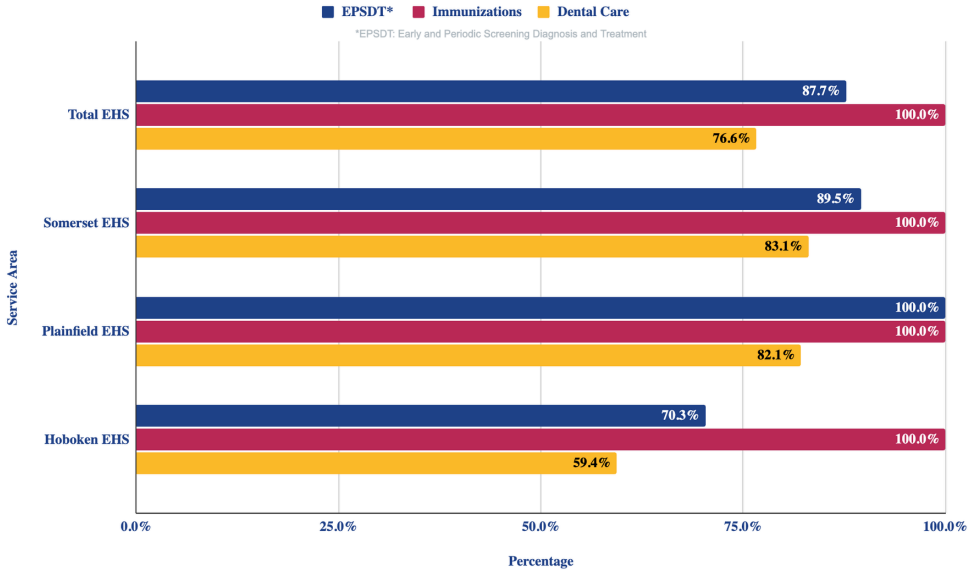
HOPES Senior Game Day

Early Childhood Nutrition

- All families complete a nutrition survey upon enrollment into the program, and the results are used in menu and activity planning.
- All classrooms give monthly feedback on menu.
- A Nutrition Consultant worked with families of children whose hemoglobin levels showed deficiencies, or lead levels were high, as well as picky eaters or children with other health concerns.

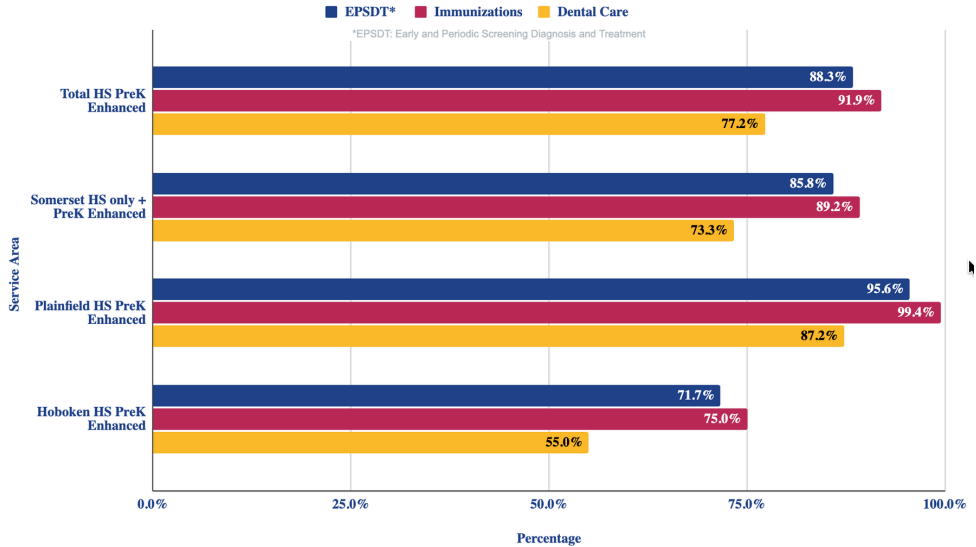
Early Childhood Medical and Dental

The number of infants and toddlers that received medical and dental exams as a percentage of funded enrollment.



The number of preschool children that received medical and dental exams as a percentage of funded enrollment.

The data below excludes state-funded preschool, PreK Expanded, because only Head Start funding covers medical and dental support services.

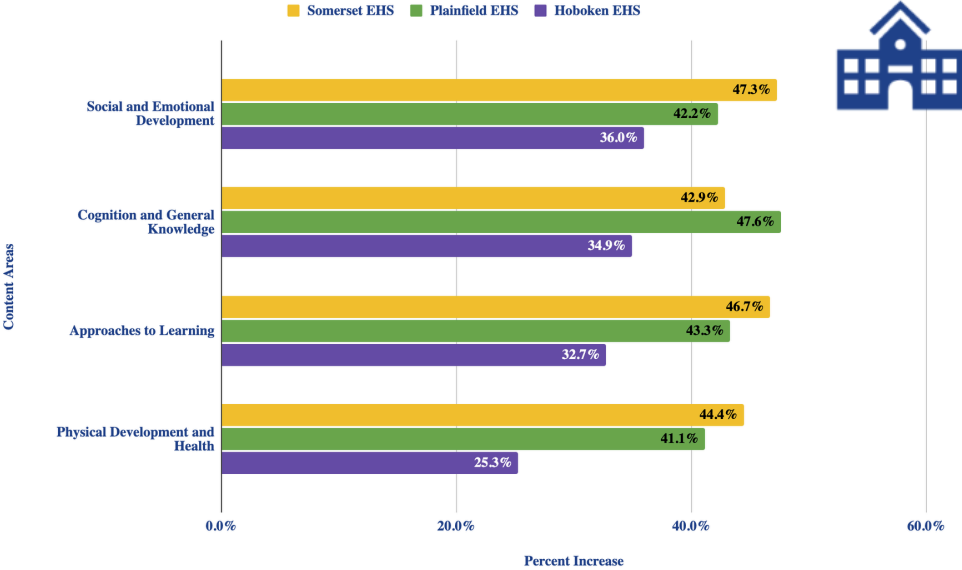


Early Childhood School Readiness

COR Advantage and Teaching Strategies GOLD (abbreviated below as TS Gold) are observational assessment systems that track a child’s age-appropriate development and learning. The domains measured in each system, such as social-emotional, cognitive, physical, and language/literacy skills, are foundational and serve as predictors of school readiness. It is important to note that the scores measured were within developmentally appropriate ranges, and the percent increases, shown below, reflects the developmental progress over the year.

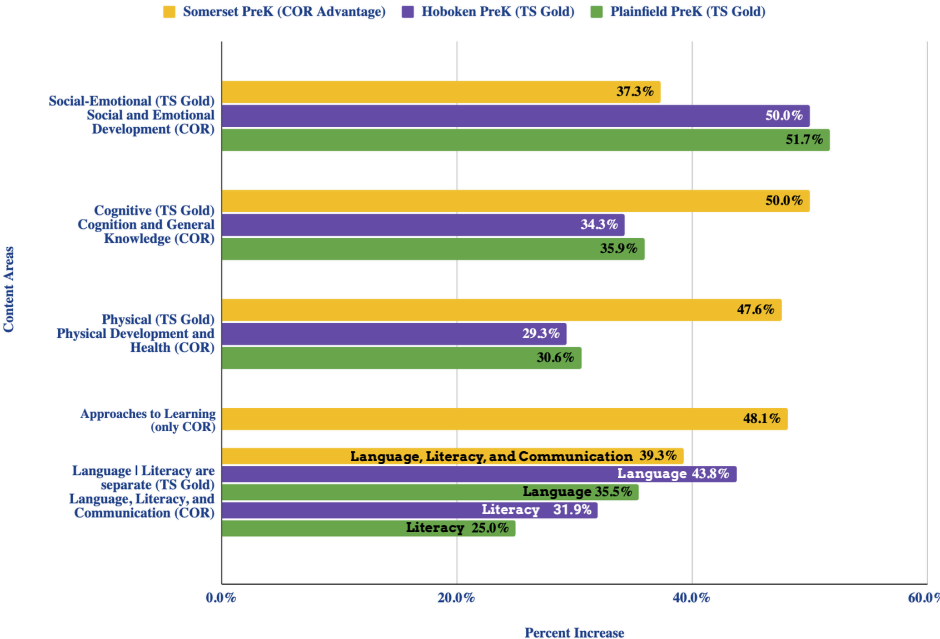
Fall-to-Spring Percent Increase in COR Advantage Scores for Infants and Toddlers

Percent increases reflect children’s growth from fall to spring. There is not a defined “ideal” percentage, as growth varies by developmental level and individual progress.



Fall-to-Spring Percent Increase in COR Advantage and Teaching Strategies Gold Scores for Preschool Children

Percent increases reflect children’s growth from fall to spring. There is not a defined “ideal” percentage, as growth varies by developmental level and individual progress.



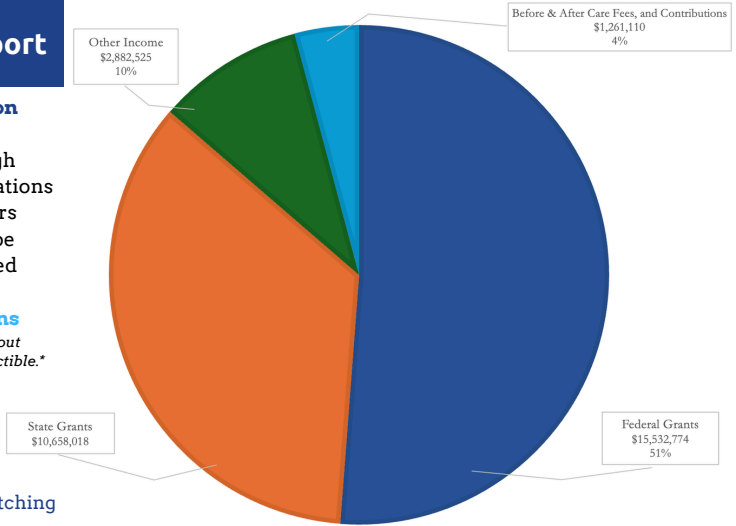
AGENCY OPERATING BUDGET

Revenues & Support

HOPES Community Action Partnership, Inc.

is funded primarily through grants, but individual donations from our HOPES supporters have greater flexibility to be used where they are needed most. Learn more at www.hopes.org/donations

Consult with a tax professional about whether your donation is tax-deductible.

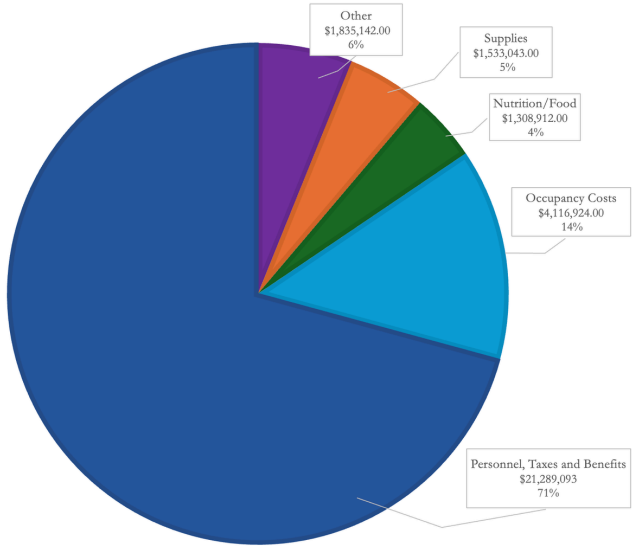


Head Start Non-Federal Matching
\$3,312,502

Note that colors do not correspond with the Expenses pie chart

Expenses

HOPES is committed to conducting business honestly and ethically with integrity and transparency. To that extent, our financials can be accessed through our GuideStar profile: bit.ly/guidestarHOPES



Budget Snapshot

FISCAL YEAR 4/1/2024 - 3/31/2025

REVENUES AND SUPPORT	\$
Government Grants	\$ 26,190,792
Other Income	\$ 2,882,525
Program Fees (Before & After Care)	\$ 1,175,104
Contributions And Other Grants	\$ 86,006
Total Revenues & Support	\$ 30,334,427
NET	\$ 251,314

FUNCTIONAL EXPENSES	\$
Personnel, Taxes And Benefits	\$ 21,289,093
Occupancy Costs	\$ 4,116,923
Other	\$ 1,835,143
Supplies	\$ 1,533,042
Nutrition/Food	\$ 1,308,912
Total Expenses	\$ 30,083,113

HOPES CAP, Inc. administrative costs represent less than 15% of total expenses.

Head Start Grant Budget

Total Early Head Start and Head Start				
	FISCAL YEAR 4/1/2024 - 3/31/2025			FISCAL YEAR 2025 - 2026
Budget Categories	Budget	One-Time Funding	Actual	Proposed Budget
Personnel	\$ 7,840,829	\$ -	\$ 8,128,615	\$ 7,919,563.00
FICA and Fringe	\$ 2,117,025	\$ 249,999.00	\$ 2,347,580	\$ 2,192,114.00
Other	\$ 1,649,903	\$ 249,999.00	\$ 1,751,409	\$ 1,730,495.00
Supplies	\$ 408,200	\$ -	\$ 481,842	\$ 431,496.00
Contractual	\$ 375,113	\$ -	\$ 199,046	\$ 223,000.00
Equipment	\$ -	\$ 242,400.00	\$ 242,400	\$ -
Travel	\$ 105,598	\$ -	\$ 88,174	\$ -
Total	\$12,496,668	\$742,398	\$13,239,066	\$12,496,668

The decrease in the FY2526 budget compared to FY2425 is due to the inclusion of one-time funding during the 2425 FY for capital improvements and other non-recurring costs, including the Hamilton roof replacement, the purchase of two school buses, and temporary health benefits support.

Federal and State Grants

FEDERAL AWARD OR STATE FINANCIAL ASSISTANCE	FUNDING
US DHHS - Head Start (Hoboken/Plainfield/Somerset)	\$ 13,239,066
NJ Dept of Education - Universal Pre-K (Hoboken School District)	\$ 5,272,523
NJ Dept of Education - Universal Pre-K (Plainfield Public Schools)	\$ 4,621,525
USDA - Child & Adult Care Food Program (CACFP)	\$ 1,276,228
NJ Dept of Education - Universal Pre-K (Franklin Public Schools)	\$ 1,066,633
NJ Dept of Education - Universal Pre-K (Manville Public Schools)	\$ 627,651
NJ DCA - Community Services Block Grant (CSBG)	\$ 309,154
US DHHS - National Council on Aging	\$ 253,065
NJ Dept of Banking and Insurance	\$ 245,233
NJ Dept of Community Affairs	\$ 240,092
US HUD - ROSS	\$ 152,110
NJ Dept of Labor and Workforce Development	\$ 41,396
City of Hoboken CDBG	\$ 23,098
US Dept of Treasury - IRS Volunteer Income Tax Assistance	\$ 17,516
Total Federal Award or State Financial Assistance	\$ 27,385,290

Data from Fiscal Year: April 1, 2024 to March 31, 2025

Spotlight on Grants:

Affordable Connectivity Outreach Program | Financial Empowerment | Hoboken Family Alliance | Hoboken Family Planning | Hoboken Municipal Alliance | Horizon Foundation | Hudson County Area Agency on Aging (HCAAA) | Hudson County ARPA 2023 Food Security Services | Hudson County Youth Enrichment | Internal Revenue Service (IRS) Volunteer Income Tax Assistance | LIHEAP Assistance (LIHE) | National Council on Aging (NCOA) Benefit Enrollment Center (BEC) and Supplemental Nutrition Assistance Program (SNAP) | NJ Department of Labor - CARE (Cultivating Access, Rights and Equity) | NJ Navigator (Health Coverage Assistance) | NJ Office of Faith Base Initiative | Party with Purpose | Plainfield Financial Literacy | ROSS (Resident Opportunities and Self-Sufficiency) - Service Coordinators | Somerset Emergency Food & Shelter | State-Funded Preschool (Abbott) | U.S. Department of Agriculture Child and Adult Care Food Program (CACFP) | U.S. Department of Health and Human Services grants: Early Head Start & Head Start, Community Services Block Grant (CSBG), Children's Health Insurance Program (CHIP) | United Way - NJ VITA | Vaccine Update Initiative | WellCare | Westfield Area Youth Volunteer Experience (WAYVE)

OUR RESULTS MATTER

Information and Assistance:
3,806 Adults and Seniors



Food Insecurity Assistance:
2,094 Families

Transportation Services:
2,667 Trips



Tax Returns Filed: **1,246**
Tax Savings: **\$1,046,234**

Insurance Assistance:
1,975 Families 

Youth Services:
1,911 Youth

Early Childhood Enrollment:
1,122 Children



School Readiness

In Early Childhood, children showed the largest growth in Social and Emotional Development! Plainfield EHS and Somerset PreK also made strong progress in Cognition and General Knowledge.